


YASKAWA FREQUENCY DRIVE
(2350007)

Note: WOD Pro must be wired to IN1, IN2, IN3, or IN4. It cannot be wired to T1-T8.



ANALOG INPUT CARD
(784ANOUPRO)

ANALOG OUTPUT CARD
(784ANACPRO)




- Dip Switch Key
- 1: mA - Off (Down)
 - 2: 5V - On (Up)
 - 3: POT - Off (Down)
 - 4: Temp - Off (Down)

Note: Set dip switch based on actual input wiring assignment. (Example Pictured: IN2)



Note: If motor rotation is counterclockwise, switch V1 and U1 wire connections in frequency drive



WATER PUMP
(2209029)



Note: Motor must rotate clockwise.

PRESSURE SENSOR
(2205279)

NOTES

- 1) All electric work shall conform to all local codes and inspections.
- 2) Do not run low voltage wires in parallel with high voltage wires.



THIS BLUEPRINT IS THE SOLE PROPERTY OF DIVERSIFIED AGRICULTURE, LLC AND SHALL NOT BE USED BY ANY PERSON IN ANY MANNER WITHOUT WRITTEN PERMISSION FROM DIVERSIFIED AGRICULTURE, LLC. DIVERSIFIED AGRICULTURE, LLC DOES NOT WARRANT THE ACCURACY OR CORRECTNESS OF THIS PRINT AND SHALL NOT ACCEPT ANY RESPONSIBILITY OR LIABILITY IN ANY MANNER WHEN USED BY ANY PERSON NOT EMPLOYED BY DIVERSIFIED AGRICULTURE, LLC.

| | | | | | | | |
|--------|---|-----------|-----|-------|----------|--------|-----|
| TITLE: | WOD PRO WIRING - ROTEM ONE/PRO & PLATINUM PRO | | | | | | |
| REV: | B | DRAWN BY: | ACE | DATE: | 11/14/23 | SHEET: | 1/1 |